

With cosy fires and twinkling lights comes extra fire hazards at home. To help you and yours keep safe this Christmas, each day we'll be sharing a special safety tip until Christmas Day.

Tip 1.



Consider replacing your traditional light bulbs with a set of LED lights this Christmas. Traditional light bulbs release most of their energy as heat, making them a greater fire hazard and more expensive than LED lights.

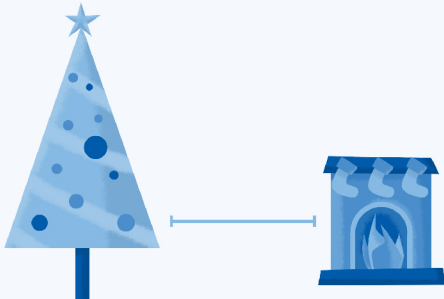
Tip 2.

Hanging lights outside this Christmas? Make sure to use appropriate outdoor plugs, sockets and lighting as unsuitable equipment may cause a fire or electric shock.




Tip 3.

There's nothing cosier than a room decorated with a beautiful real Christmas tree and filled with the warmth of a crackling fire. However, keep your tree a safe distance away from any open fire or lighted candles, as the longer your tree stays indoors, the dryer it will become and it could catch fire.



Tip 4.

Strings with Christmas card displays look pretty but can be a danger if mounted too near candles or fires. You may be surprised at how easily they can fall and catch fire. This can be a cause of house fires over the festive period.



Tip 5.

Keep your real Christmas tree from getting too dry by placing it in some water. Besides keeping your tree fresh and looking great, it'll reduce the risk of it drying out and becoming more likely to catch fire.



Tip 6.



Before your kitchen becomes a hive of activity this Christmas, take the time to clean your oven as the build-up of fat and grime in your cooker can ignite.


Tip 7.



Have you tested your smoke alarm? Don't forget to test yours this festive season and enjoy a happy and safe Christmas time.

Tip 8.

It's oh so tempting to plug in that extra set of lights...but resist the urge to overload electrical sockets. Avoid plugging extension leads into other extension leads as this increases the risk of fire.




Tip 9.



Prevent your water pipes from freezing this winter, by placing an infrared bulb and frost thermostat in your attic that's set to switch on at -3°C and turn off again when the temperature rises. This handy trick will help prevent your water pipes from freezing.

Tip 10.



Candles are a beautiful way to decorate your home at Christmas, but remember to keep open flames away from curtains. At night, make sure to check all rooms and ensure that all candles are extinguished.

Tip 11.

Whether you open your gifts on Christmas Eve or Christmas Day, make sure to dispose of your wrapping paper properly. Avoid throwing it on the fireplace, as it can uncrumple quite quickly and fall out of a lit fire.



Whether you're hosting Christmas dinner in your home or travelling to visit family and friends, everyone at Zurich Insurance would like to wish you and yours a very happy and safe Christmas.